

On May 24, 2021 the First Bank Biz to Go Application for smartphones and tablets will be upgraded to the 5.0 application version in the app stores. This update will provide a fully refreshed user interface and create a user experience that is consistent across all devices. With this update, smartphones and tablets will now use the same mobile application; there will no longer be a separate application for tablet devices.

Please see below for important changes relating to this update.

## Downloading the New Application

### For Android and Apple Smartphones

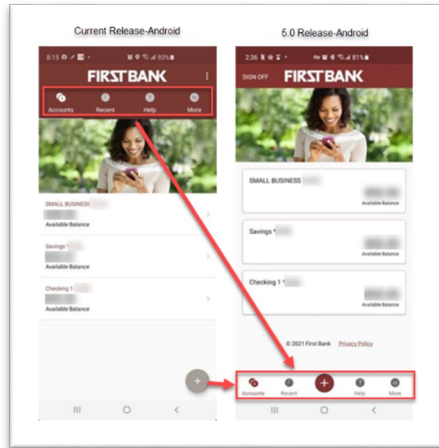
- The app store download is the same as it is normally. Once the new releases are available in the App Store/Google Play, if you have your smartphone set to auto-update, you will automatically get the updated app with your next login. If your smartphone is not set to auto update, you can go to the App Store/Google Play on your device and the First Bank app should appear in your list of available updates which will allow you to perform the update manually.

### For Android and Apple Tablets

- The current First Bank Biz to Go app for tablets (version 4.6.2) will be removed from the app stores the day the universal app is added to the stores. **Because the universal app is new for tablets, you will not be able to perform an 'Update' for your current tablet app.**
- If you are an existing First Bank Biz to Go tablet user, you will need to go to the app store or Google Play to download the new 5.0 app at your convenience.  
**IMPORTANT:** The new universal tablet app will not overwrite the current tablet app on your device. You should manually delete the current app before downloading the 5.0 app.
- Any login credentials saved in the old tablet app will not be carried over to the new app, so you will have to enter them manually the first time you sign on to the new universal app.
- You will be forced to upgrade to the new app approximately 45 days following the release of the universal app.

## Change to Android Smartphone App

The Tab Bar for Android smartphones has moved from the top of the page to the bottom along with the Task Menu (+ plus sign). The Task Menu provides access to money movement transactions – Transfers, Bill Pay and Check Deposit.



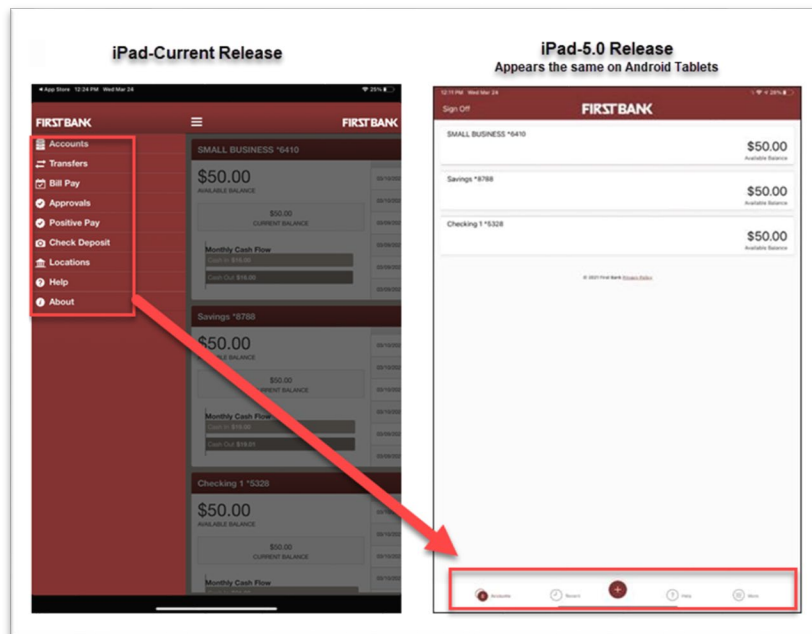
## Changes to Tablet Apps

The changes to the 5.0 Tablet apps mirrors the current screen layouts and functionality of the smartphone apps, creating a consistent user experience across all devices.

**Note:** The iPad 5.0 screenshots below display the same as for the Android Tablet 5.0 release.

## Navigation Menu replaced with Tab bar

On Apple and Android tablets, the Navigation option on the left of the screen has been replaced with the Tab Bar at bottom of the page.



## Tab Bar Options

*Accounts and Help*

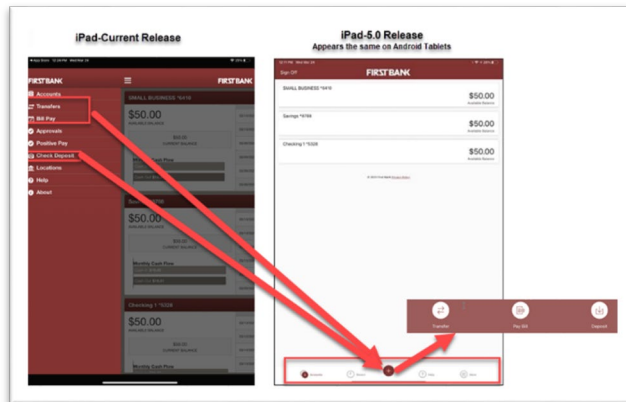
Previously accessed from the Navigation Menu

*Recents* (New Feature)

Displays 'Bill Payments' and 'Check Deposit' options to access transaction activity.

*The Task Menu (+ sign)*

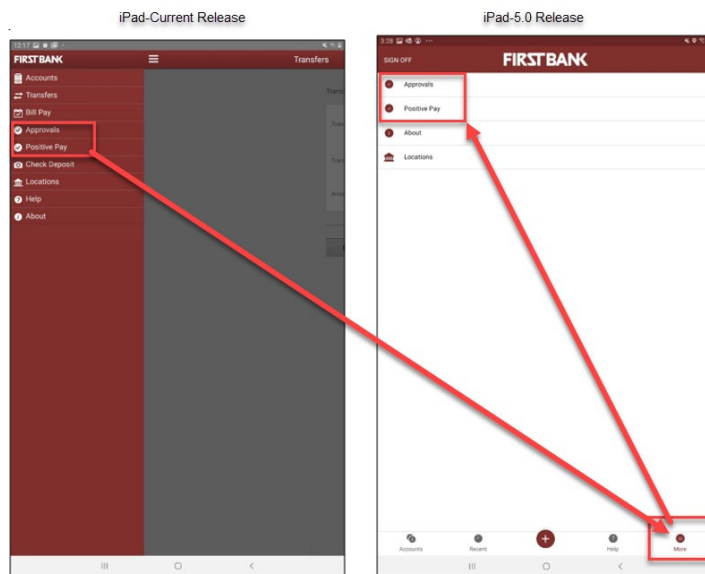
Provides access to the financial transactions – Transfers, Pay Bill and Deposit (example below).



*More Option (New Feature)*

*Approvals and Positive Pay*

Approvals and Positive Pay now display under the 'More' option



*About and Locations*

About and Locations now display under the 'More' option.

## Account Dashboard

### Account Tiles

Account Tiles are now stacked, displaying the available balance.

### Account Activity

Select an account to view the transaction activity.

**Note:** Monthly Cash Flow no longer displays with the new release.

